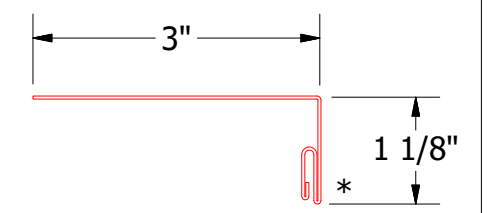
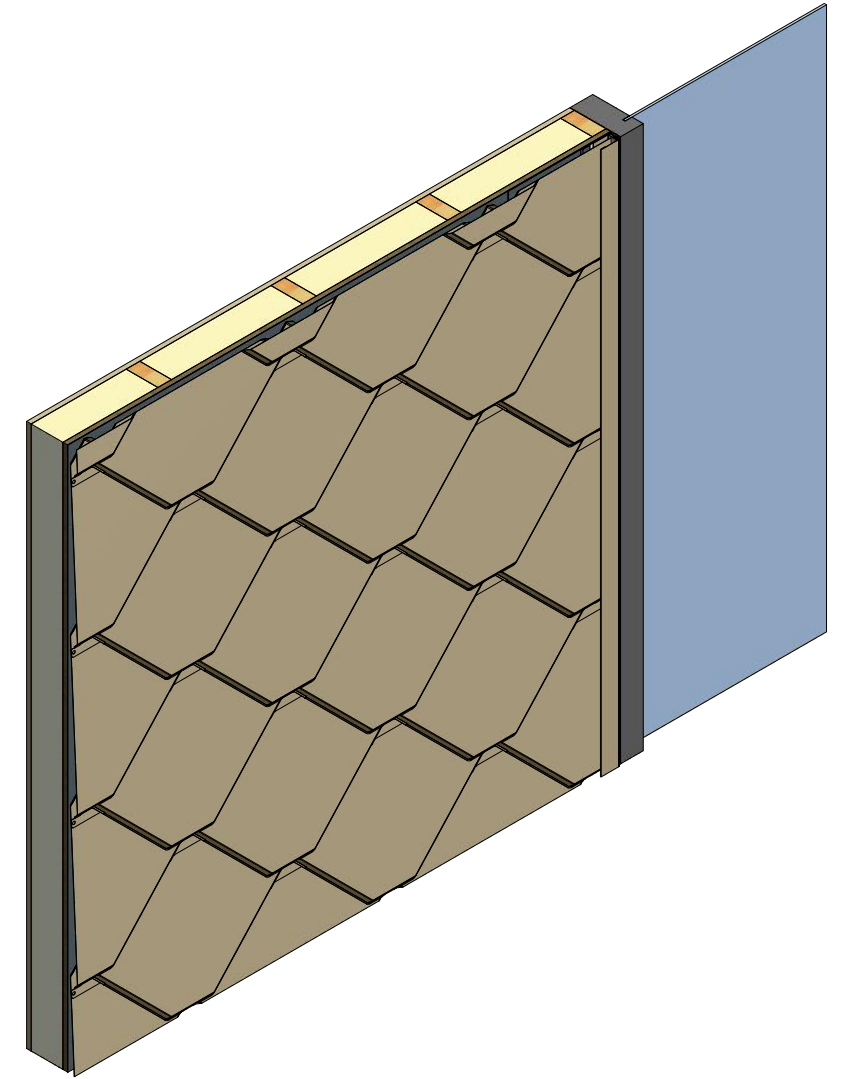
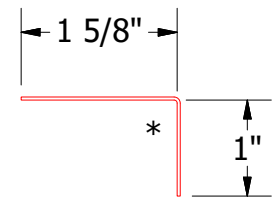


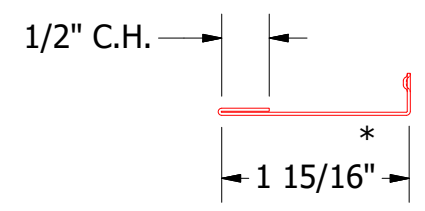
- Plywood Substrate
- Water and Air Resistive Barrier
- CastleTop Panel
- Membrane Strip
- Snap Base
- #10 x 1" Wafer Head Screw
- Snap J Cover
- #10 x 2" HWH with Washer Screw (if appropriate)
- Angle Trim (if appropriate)
- Backer Rod and Sealant
- Flanged Window



HCA119 - Snap Base



HCA680 - Angle Trim



UNS200 - Snap J Cover

		<b>ATAS INTERNATIONAL, INC</b> Allentown PA 610-395-8445 Mesa AZ 480-558-7210	
<b>CastleTop Flanged Window Jamb Detail</b>			
REV. NO.	DATE	DESCRIPTION OF REVISION	BY
02	1/10/2023	Updated J Channel to Snap Base and Snap J Cover with Optional Angle Trim.	KRK
01	6/23/2020	Added Color Side Note.	KRK
DWG. NO.		DR	
		MBP	
DATE		DATE	
8/7/2018			
MATERIAL		SH. SIZE	
		B	
SCALE		X:X	

Note: \* denotes color side.  
 Note: If Hex Washer Head Screw is used, do not Overdrive the Fastener.