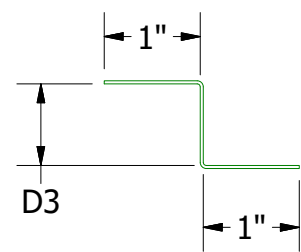
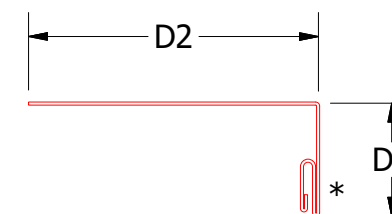
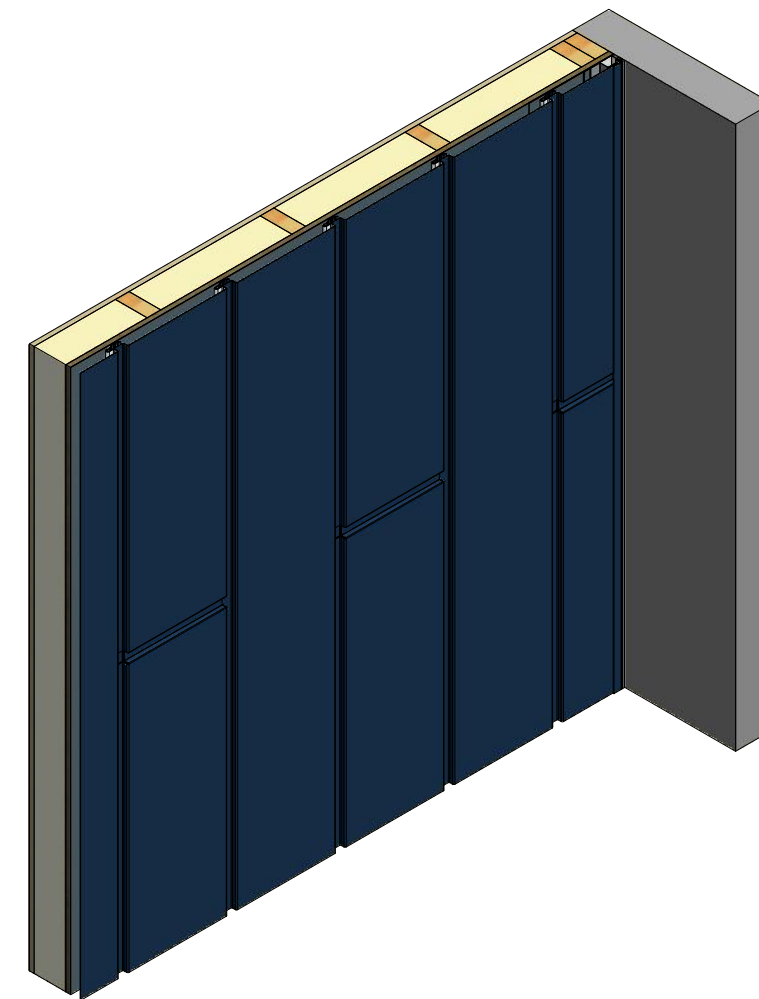


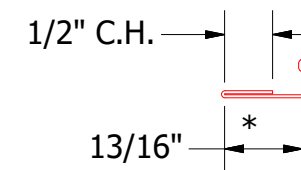
- Plywood Substrate
- Water and Air Resistive Barrier
- Design Wall Reveal Panel
- Membrane Strip
- #10 x 1" Wafer Head Screw
- Support Z
- Snap Base
- S.S. Painted Pop Rivets (if appropriate)
- Appropriately Applied VHB Tape
- Snap J Cover
- Backer Rod and Sealant



Support Z
 DWA681: D3 = 1"
 DSA681: D3 = 1 5/8"



Snap Base
 DWA119: D1 = 1 1/8", D2 = 3"
 DSA179: D1 = 1 7/8", D2 = 2 1/4"



UNS078 - Snap J Cover

Note: * denotes color side.

 ATAS INTERNATIONAL, INC Allentown PA 610-395-8445 Mesa AZ 480-558-7210		TITLE Design Wall Reveal Solid Endwall Vertical Detail		
		DWG. NO.	DR APP	DATE 11/10/2022
REV. NO.	DATE	DESCRIPTION OF REVISION	BY APP	MATERIAL
			SH. SIZE B	SCALE X:X