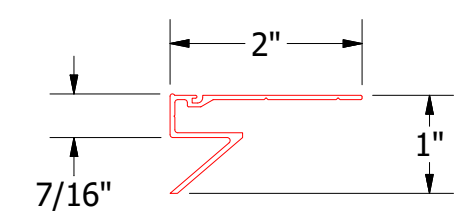


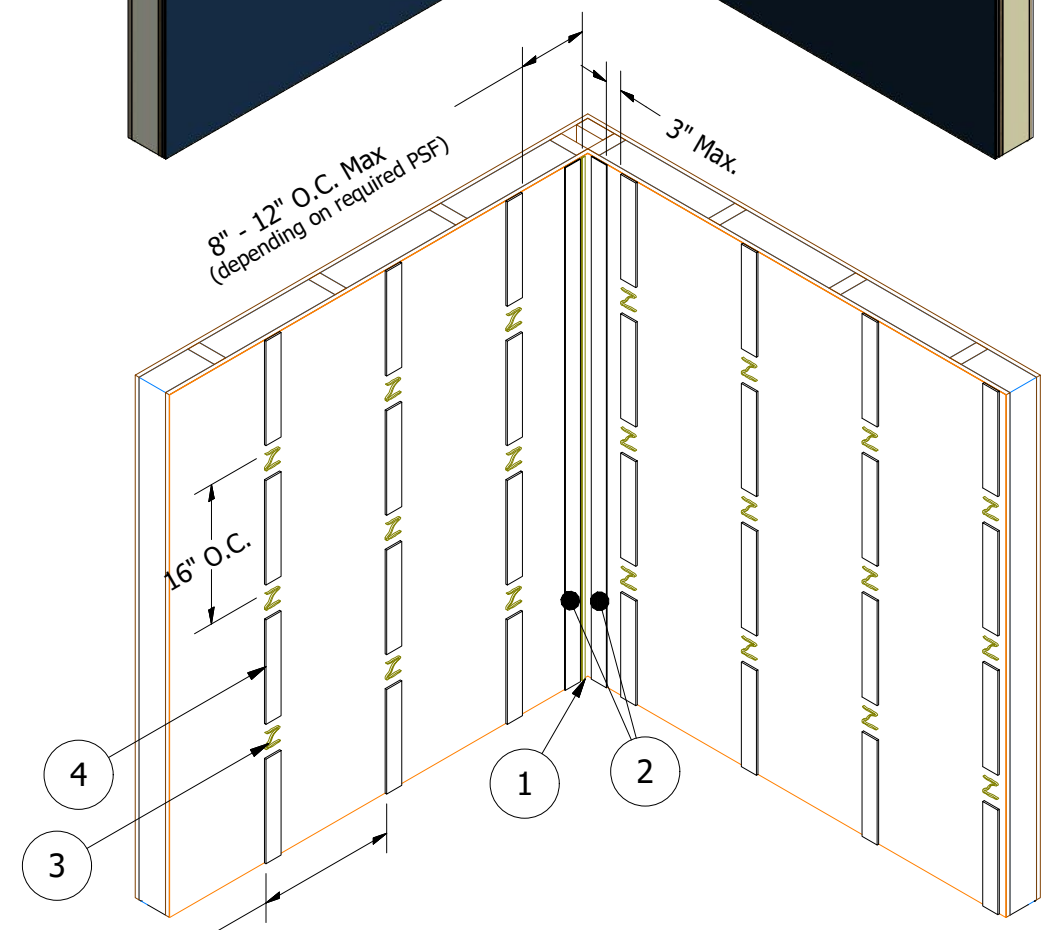
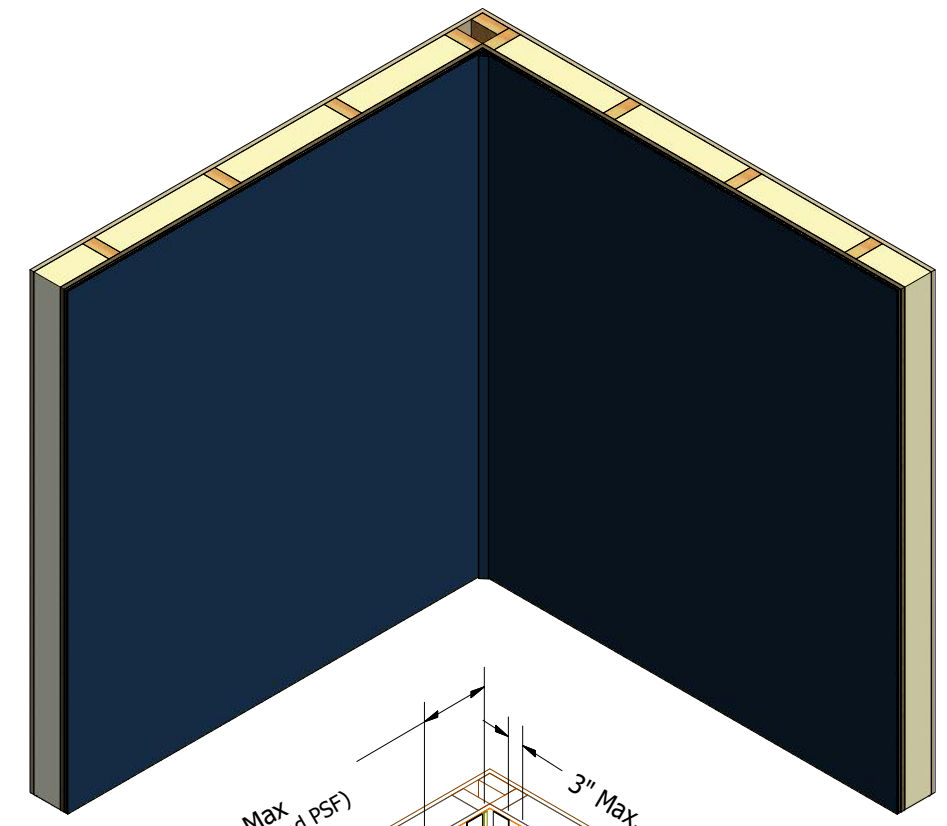
- Continuous Foam Tape
- #10 x 1" Wafer Head Screw
- Inside Corner Extrusion
- Appropriate Sealant
- Appropriate Sealant
- Continuous Panel Adhesive
- Continuous Foam
- SterraCore Panel
- Water and Air Resistive Barrier
- Plywood Substrate
- Panel Adhesive / Foam Tape

- (1) Continuous Bead (1/4" Min, 3/8" Max) of Panel Adhesive.
- (2) Continuous Foam Tape
- (3) Panel Adhesive applied 16"-24" O.C. Horizontally and 16" O.C. Vertically.
- (4) Foam Tape Installed Vertically in between Panel Adhesive.

SterraCore Panel

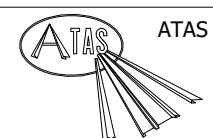


Inside Corner Extrusion



16" - 24" O.C. Max
(depending on required PSF)

16" O.C.



ATAS INTERNATIONAL, INC
Allentown PA
610-395-8445
Mesa AZ
480-558-7210

TITLE			
SterraCore Extrusion Inside Corner Detail			
DWG. NO.	DR	KRK	DATE 4/7/2022
APP	DATE		
MATERIAL	SH. SIZE	B	SCALE X:X

REV. NO.	DATE	DESCRIPTION OF REVISION	BY	APP