

CASTLETOP®

SKU: HCT160

MATERIAL

.032 aluminum
16 oz. copper*
.7 mm zinc*

SHINGLE SPECS

Size: 15 $\frac{3}{4}$ " x 15 $\frac{3}{4}$ "
Coverage: 13 $\frac{1}{2}$ " x 13 $\frac{1}{2}$ "

TEXTURE

Smooth (copper and zinc only)
Stucco Embossed (aluminum only)

ANODIZED

Clear Satin, Dark Bronze

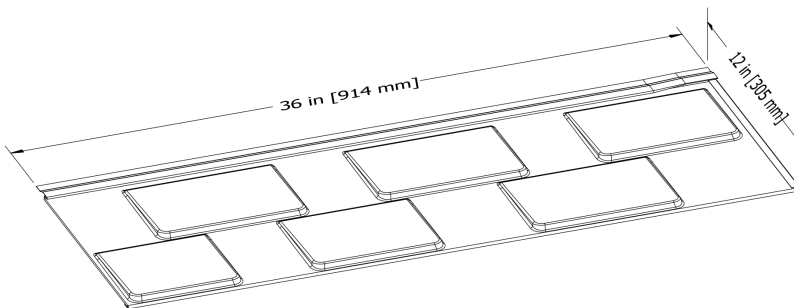


FASTENERS

Concealed fasteners

MINIMUM SLOPE

3:12

www.atas.com/castletoproofs



ADVANTA® SHINGLE

SKU: HAS300

MATERIAL

29 ga. metallic coated steel

SHINGLE SPECS

Coverage: 12" x 36"

TEXTURE

Stucco Embossed

COLORS

Stock Colors: Mission Red, Forest Green, Char Brown, Sierra Tan, Slate Grey, Rocky Grey, Redwood, Bone White

Advanta Americana Classic Series:
Nine stock colors (left)

FASTENERS

Concealed fasteners

MINIMUM SLOPE

3:12

www.atas.com/advanta

ADVANTA AMERICANA CLASSIC SERIES



Asheland Slate (AS)




Baja Slate (BS)




Quarry Slate (QS)



Willow Slate (WS)




Beech Tree (BT)



Deep Granite (DG)



Rocky Cliff (RC)



Shaded Spruce (SS)



Weathered Stone (WN)