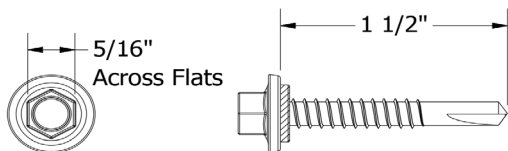


PAINTED FASTENER - SCREWS COATED:

The following fasteners are painted to match the selected ATAS panels and trims.
It is important to specify the panel color selection at time of order

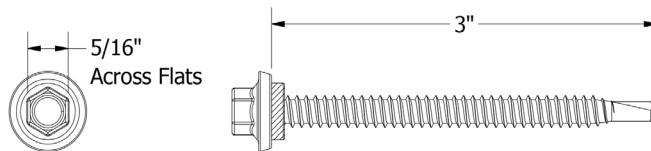
HWH SCREW



SWR2XX

12-14 x 1 1/2" HWH w/ Washer-DP2
Stainless Steel Cap Head
Carbon Steel Shank, Long Life TRI-SEAL® Coated
Metal to Metal

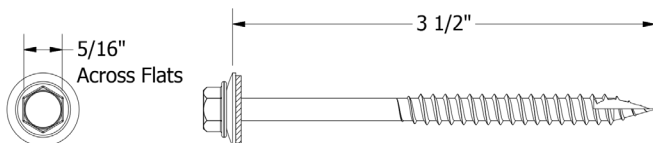
HWH SCREW



SWR6XX

1/4-14 x 3" HWH w/ Washer-DP3
Stainless Steel Cap Head
Carbon Steel Shank, Long Life TRI-SEAL® Coated
Metal to Metal

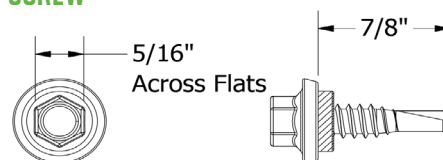
HWH SCREW



SWR7XX

14-10 x 3-1/2" HWH w/ Washer-Type 17
Stainless Steel Cap Head
Carbon Steel Shank, Long Life TRI-SEAL® Coated
Metal to Wood

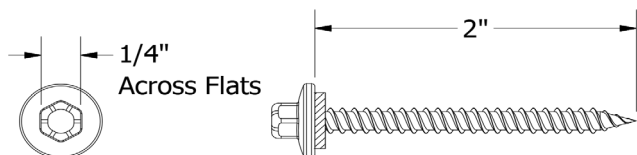
STITCH SCREW



SWR8XX

1/4-14 x 7/8" HWH w/ Washer-DP1 w/Lap w/VRT
Stainless Steel Cap Head
Carbon Steel-Zinc Plated Shank, Long Life TRI-SEAL® Coated
Metal to Metal

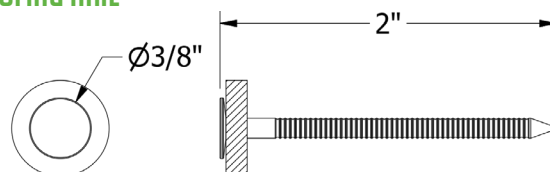
HEX HEAD SCREW



SWR9XX

10-12 x 2" HWH w/ Washer-GP
Stainless Steel Cap Head
Carbon Steel Shank, Long Life TRI-SEAL® Coated
Metal to Wood

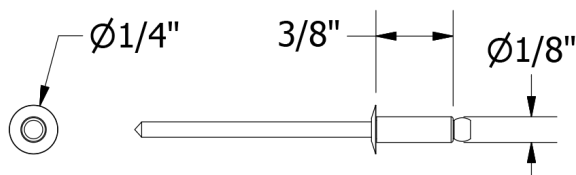
ROOFING NAIL



SWR401

2" Washered Roofing Nail
Stainless Steel
Metal to Wood

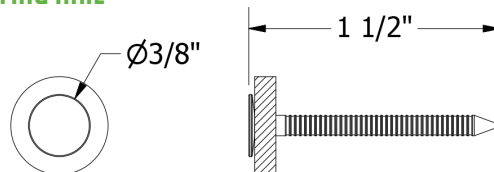
POP-RIVET



RSR3XX

1/8" x 1/4" Grip Rivet
Stainless Steel Body and Mandrel

ROOFING NAIL



SWR405

1 1/2" Washered Roofing Nail
Stainless Steel
Metal to Wood

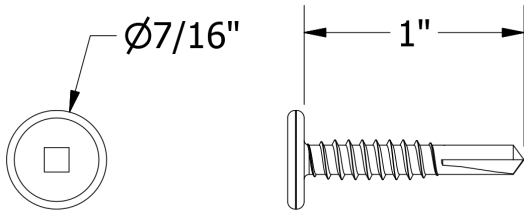
Note: The double "XX" following the ATAS code number must be replaced by the color number as taken from ATAS' color chart.

All 5/16" hex headed screws illustrated are to be driven at 2,500 R.P.M maximum.

NON-PAINTED FASTENER - SCREWS COATED:

The following fasteners are not painted; however, they are coated to resist corrosion.
Use in areas where the fastener is hidden from view

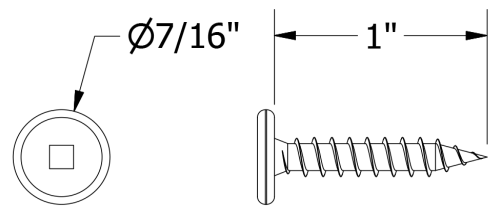
PANCAKE HEAD SCREW



RSS210

10-16 x 1" Pancake Head-DP3
Carbon Steel, Zinc & Yellow

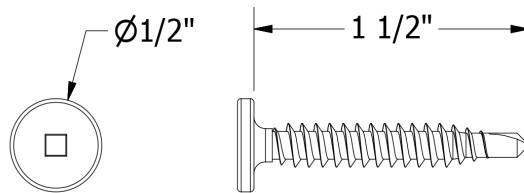
PANCAKE HEAD SCREW



RSS211

10-13 x 1" Pancake Head-GP
Carbon Steel, Long-Life TRI-SEAL® Coated
Metal to Wood

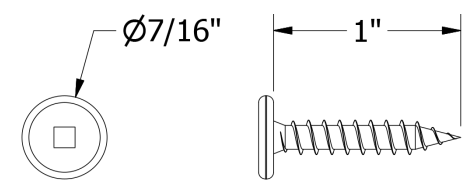
PANCAKE HEAD SCREW



RSS212

14-13 x 1-1/2" Pancake Head-DP1
Carbon Steel, Long-Life TRI-SEAL® Coated
Metal to Metal

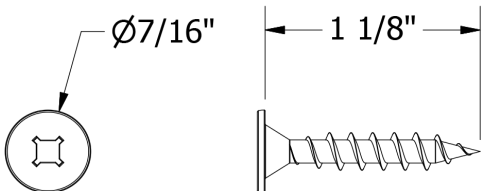
PANCAKE HEAD SCREW



RSS213

10-13 x 1" Pancake Head-GP
Stainless Steel
Metal to Wood

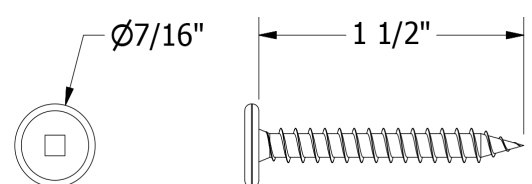
ULTRA LOW PROFILE PANCAKE HEAD SCREW



RSS214

10-9 x 1-1/8" Pancake Head-GP ULP
Carbon Steel, Long-Life TRI-SEAL® Coated
Metal to Wood

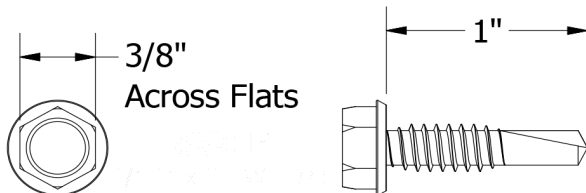
PANCAKE HEAD SCREW



RSS215

10-9 x 1-1/8" Pancake Head-GP ULP
Carbon Steel, Long-Life TRI-SEAL® Coated
Metal to Wood

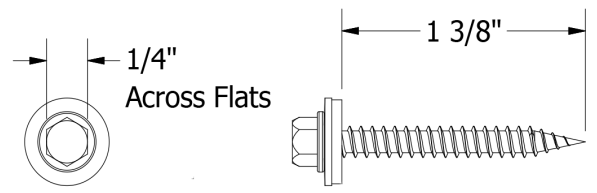
TEK SCREW



RSS014

1/4-14 x 1" HWH-DP3
Carbon Steel, Zinc Plated, Long-Life TRI-SEAL® Coated
Metal to Metal

HWH SCREW



RSS219

9-15 x 1-1/2" HWH w/ Washer-Sharp Point
Stainless Steel w/ Aluminum and EPDM Washer
Metal to Metal

Note: The double "XX" following the ATAS code number must be replaced by the color number as taken from ATAS' color chart.

All 5/16" hex headed screws illustrated are to be driven at 2,500 R.P.M maximum.