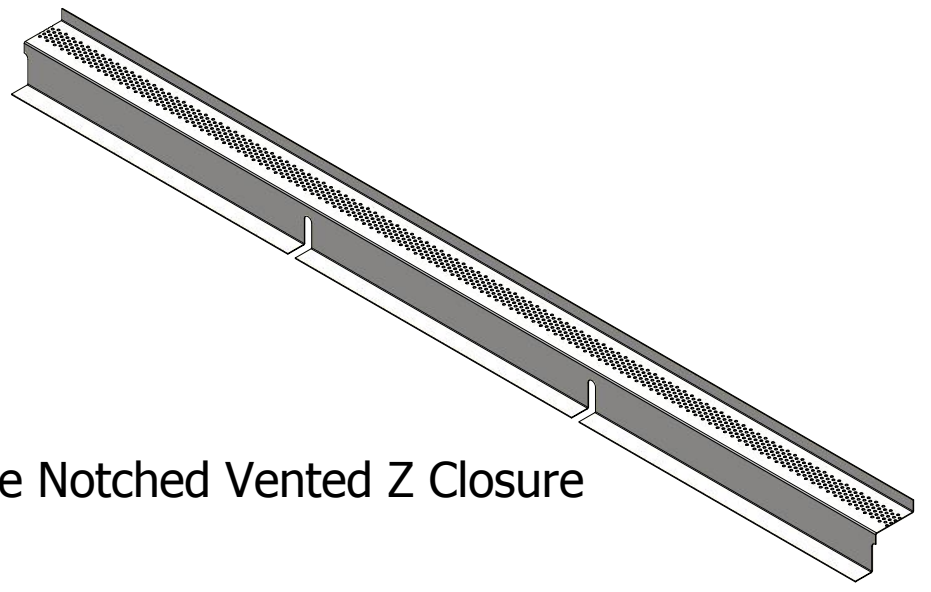
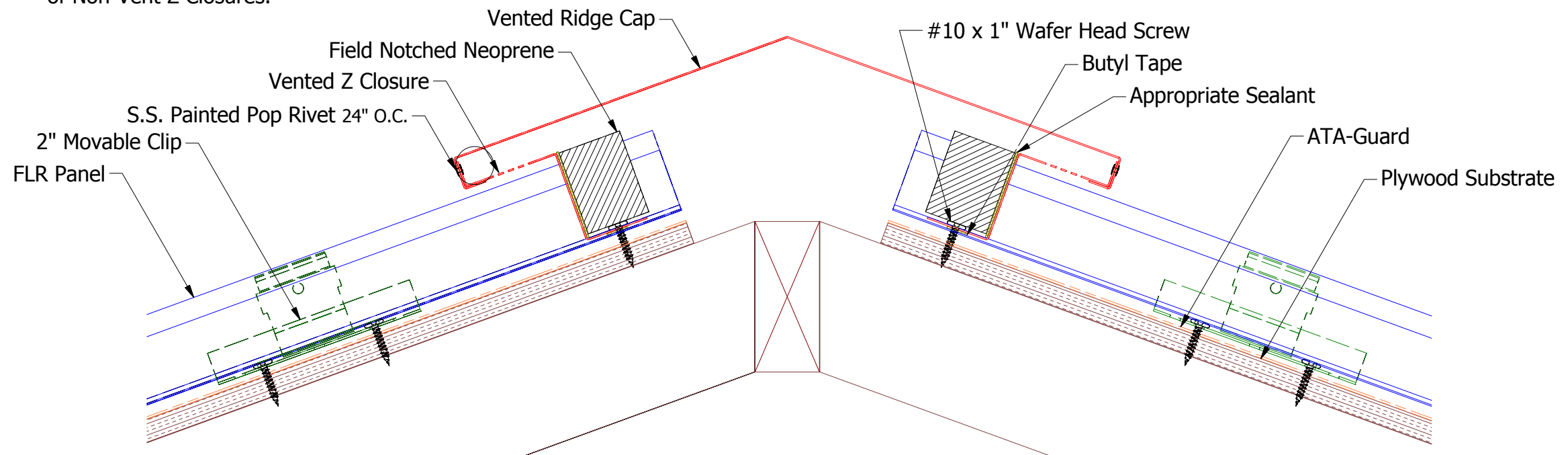
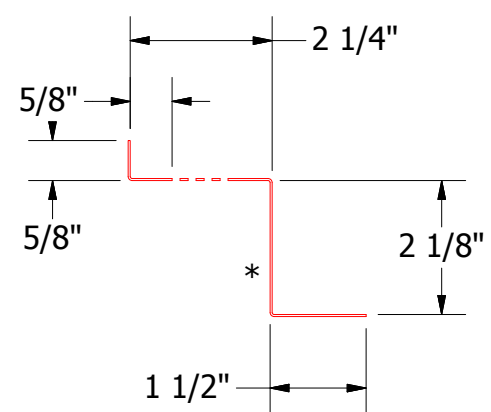




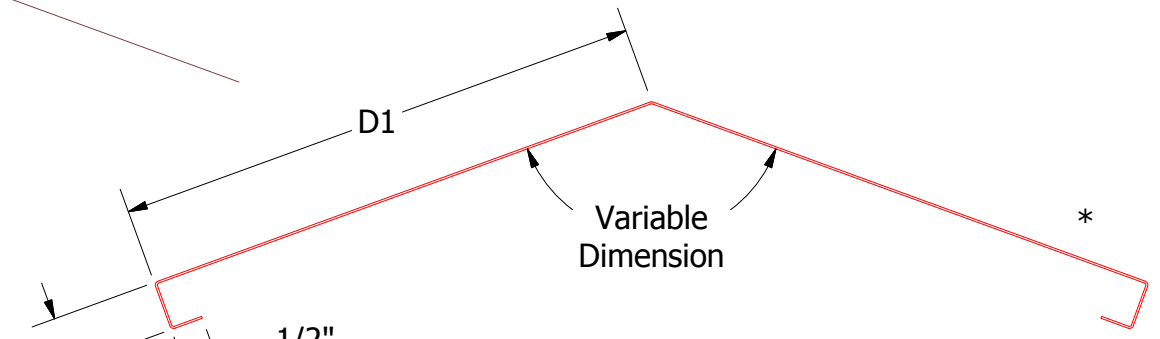
Note: Start/End Vented Z Closure runs with at least 2'-0" of Non-Vent Z Closures.



Pre Notched Vented Z Closure



Vented Z Closure



Vented Ridge Cap

- FLA322-2:12 to 6:12 Slope
D1=7 1/4"
- FLA324-6:12 to 9:12 Slope
D1=8 1/4"
- FLA326-9:12 to 12:12 Slope
D1=9 1/4"

ATAS ATAS INTERNATIONAL, INC
 Allentown PA
 610-395-8445
 Mesa AZ
 480-558-7210

TITLE		FLR Vented Ridge Detail	
REV. NO.	DATE	DESCRIPTION OF REVISION	BY APP
2	5/31/2019	Updated Clip Information	AJZ KRK
1	6/25/18	Cleaned up Dimensions	JC
DWG. NO.		DR	DATE
		APP	10/6/2014
SH. SIZE		B	SCALE
			X:X

Note: * denotes color side.
Note: Neoprene Closures are not required if Factory Pre Notched Vented Z Closures are utilized.