
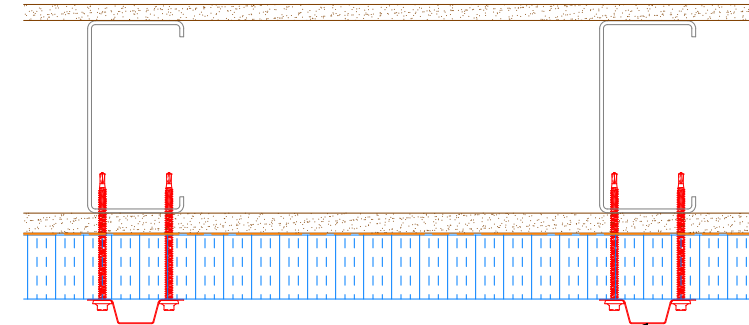


Horizontal Application

Note: * denotes color side.

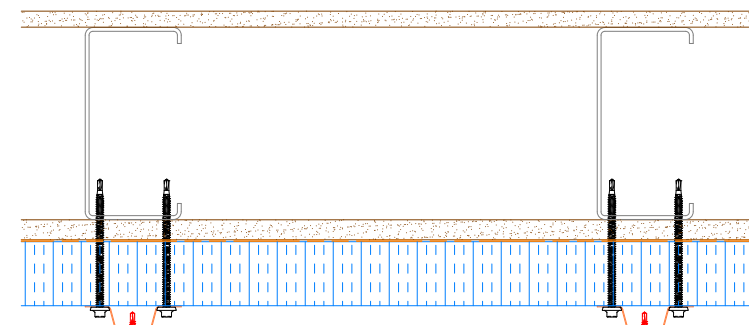


Step 1




Attach Subgirts into Metal Wall Studs using Appropriate Fasteners

Step 2



Attach Panel System to Subgirts using #10 x 5/8" Wafer Head Fasteners.

Step 3



2 Stage Method of Weather Proofing



ATAS INTERNATIONAL, INC
 Allentown PA
 610-395-8445
 Mesa AZ
 480-558-7210

TITLE		Metafor Fastening Detail	
DWG. NO.	DR	DATE	8/13/2014
	KRK	DATE	
MATERIAL	APP	SH. SIZE	B
		SCALE	X:X

REV. NO.	DATE	DESCRIPTION OF REVISION	BY	APP