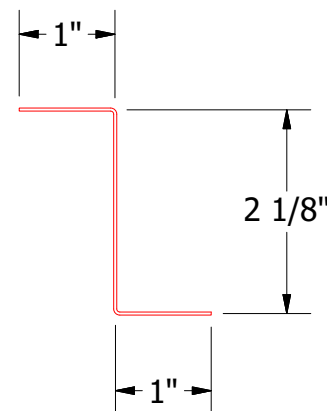
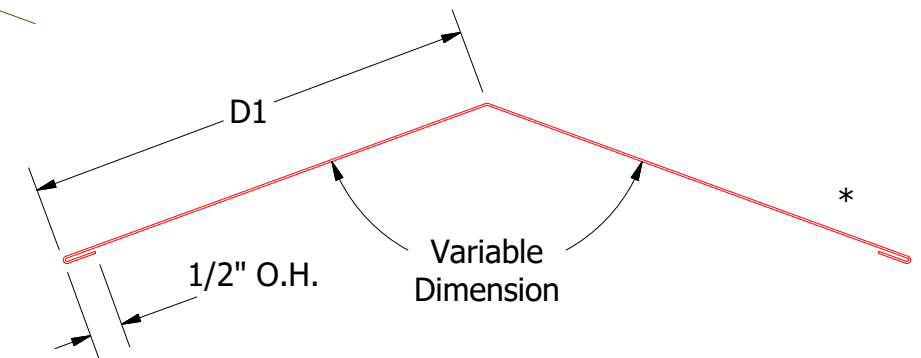


Factory Pre Notched Z Closure



MRA910-Z Closure




Ridge Cap

- MRA301-2:12 to 6:12 Slope  
D1=6"
- MRA302-6:12 to 9:12 Slope  
D1=7"
- MRA303-9:12 to 12:12 Slope  
D1=8"

Note: \* denotes color side.

**Note:** Neoprene Closures are not required if Factory Pre Notched Z Closures are utilized.


**ATAS INTERNATIONAL, INC**  
 Allentown PA  
 610-395-8445  
 Mesa AZ  
 480-558-7210

REV. NO.		DATE	DESCRIPTION OF REVISION	BY	APP	TITLE	
1	6/3/2019		Updated Clip Information	AJZ	KRK	MRB Ridge Detail	
						DWG. NO.	DR
							KRK
							DATE
							10/21/2014
						MATERIAL	APP
							DATE
						SH. SIZE	B
						SCALE	X:X