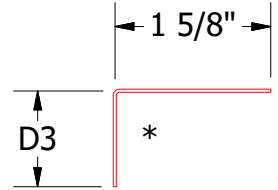
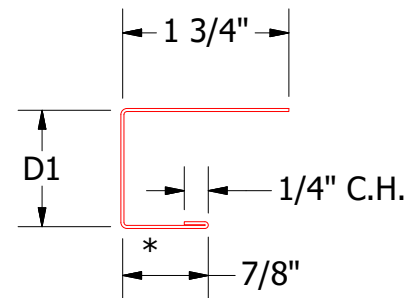


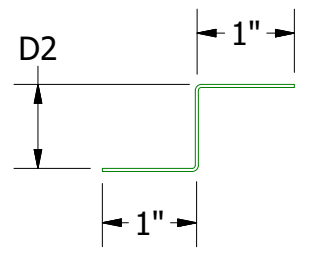
**Joggle Cleat**  
 DWA975  
 DSA975



**Angle Trim**  
 DWA680: D3 = 1"  
 DSA680: D3 = 1 1/2"



**J Channel**  
 DWA118: D1 = 1 1/8"  
 DSA178: D1 = 1 7/8"



**Support Z**  
 DWA681: D2 = 1"  
 DSA681: D2 = 1 5/8"

Note: \* denotes color side.

REV. NO.		DATE	DESCRIPTION OF REVISION	BY	APP	MATERIAL		DR	MBP	DATE	
01	10/29/2020		Revised Panel Assembly and Trim Dimensions. Added Alternate Detail	KRK				APP	MBP	7/12/2018	
								SH. SIZE	B	SCALE	X:X


**ATAS INTERNATIONAL, INC**  
 Allentown PA  
 610-395-8445  
 Mesa AZ  
 480-558-7210

TITLE **Design Wall Starting Endwall Soffit Detail**