



ATAS International, Inc.
Sustainable Building Envelope Technology

PERIMETER EDGE & WATER CONTROL

Fascia • Water Control
Coping • Supplemental Edges



Wawa
Street, MD
Rapid-Lok Fascia in Brite Red
Box Gutter in Ascot White

CONTENTS

Fascia 4

Coping 5

Water Control 6

Supplemental Edge Systems 7

ON THE COVER: Rapid-Lok Fascia | Slate Grey | Cetronia Ambulance

COPING & FASCIA OVERVIEW

FEATURES APPLIED TO ALL PRODUCTS

Tested per ANSI/SPRI/FM 4435/ES-1 as required by code:

- Fascia systems tested per RE-1 and RE-2
- Coping systems tested per RE-3

Systems include:

- Concealed splice plates
- Pre-punched fastener slots and holes
- Required fasteners

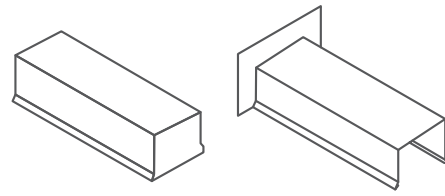
Furnished in:

- 12'-0" standard lengths (custom lengths available)
- Large variety of standard materials, gauges and colors:
 - 24 and 22 ga steel
 - .040, .050, .063 aluminum
 - Stainless steel, zinc, and copper
 - Over 40 stock 70% PVDF paint colors (not standard on all gauges)
 - Custom colors and gauges available

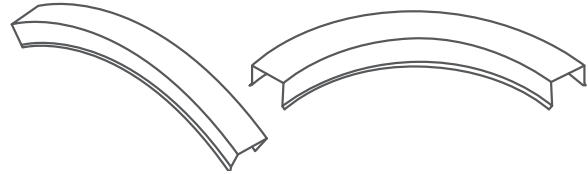
True curved radius and vaulted available on most products

Accessories available - standard cinched and sealed; optional in fully welded and post painted:

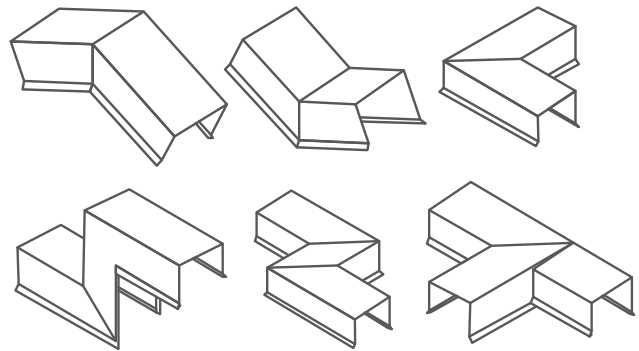
- Miters, tees, and zeos
- End closures and end terms
- Peaks and valleys
- Custom conditions



End Closures & End Terms



Convex, Concave, & Vaulted Copings



Miters for peaks, valleys, inside and outside corners, steps, zeos or tees, and more

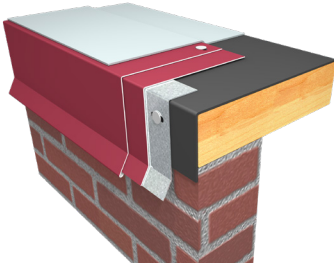
Job-Specific Fabrications

In addition to our full line of standard items, ATAS International offers a wide range of custom fabrication capabilities to fit any project's needs. Radiused sections and accessories, including miters, T-miters, end caps, and end closures are available for all perimeter edge products. Options include fabricated and sealed or welded and 70% PVDF painted to match. Available in over 40 70% PVDF stock colors, our products come equipped with industry expertise and technical support, including design and development assistance, product specifications guidance and installation support.

Private Residence
South Hampton, NY
Rapid-Lok Fascia in Custom Color


FASCIA

DRIP EDGE FASCIA




- Continuous 22 ga steel cleat with flange for easier installation and proper location
- Standard 90° roof flange or requested roof slope
- Four standard sizes - 3.25", 4.75", 6.25", 7.75" (custom sizes available)

GRAVEL STOP FASCIA



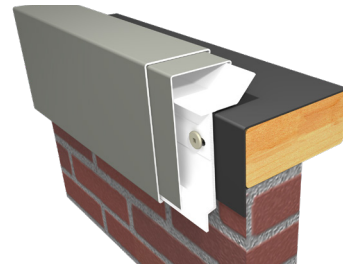
- Continuous 22 ga steel cleat with flange for easier installation and proper location
- Standard 0.75" cant or custom height as requested
- Four standard sizes - 4", 5.5", 7", 8.5" (custom sizes available)

RAPID-LOK FASCIA



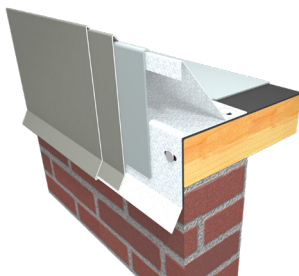
- ATAS' best fascia system that installs quickly on all single-ply membranes without strip-in plies or heat welding
- Continuous 20 ga retainer with snap-on cover
- Six standard sizes - 4", 5.5", 7", 8.5", 10", 11.5" (custom sizes available)
- 30-year 150 mph windstorm warranty

RAPID-LOK EXTRUDED FASCIA




- Performance and installation ease of Rapid-Lok with continuous extruded aluminum retainer
- Six standard sizes - 4", 5.5", 7", 8.5", 10", 11.5"
- Snap-on cover
- 30-year 150 mph windstorm warranty

EDGE-LOK 2 FASCIA



- Two-piece fascia system for EPDM, PVC and other flexible single-ply membranes
- Continuous 24 ga steel spring cleat with snap-on cover
- Five standard sizes - 5.75", 7.25", 8.75", 10.25", 11.75" (custom sizes available)
- 20-year 120 mph windstorm warranty

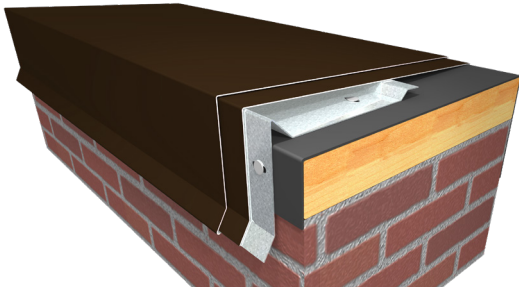
EDGE-LOK 3 FASCIA



- Three-piece fascia system for Modified and BUR roof systems; also suited for heavy or stiff single-ply membrane systems
- Continuous 24 ga steel cant
- Continuous 22 ga steel cleat with snap-on cover accommodates thick roof membranes
- Five standard sizes - 6", 7.5", 9", 10.5", 12" (custom sizes available)
- 20-year 120 mph windstorm warranty


COPING

CONTINUOUS CLEAT COPING



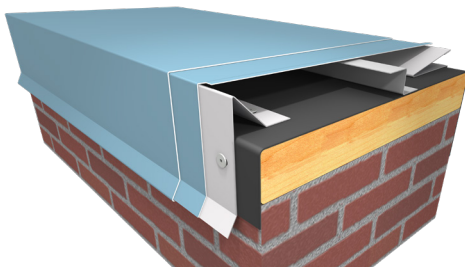
- Continuous 22 ga front cleat with cant to build in slope and flange for easy installation
- Cover is pre-punched with slotted fastener holes to allow for thermal movement
- Gasketed screws painted to match cover

RAPID-LOK ULTRA COPING



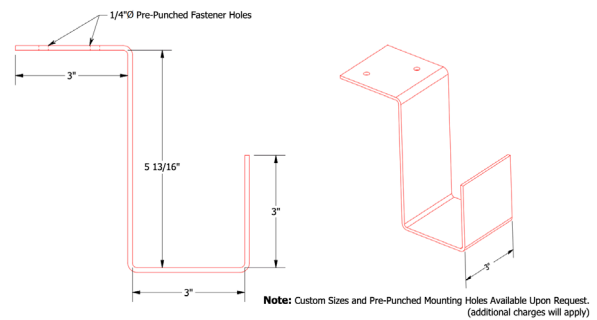
- Designed for the highest wind performance and longevity
- Continuous extruded aluminum cleats at the face and back, with a snap-on coping cap
- Guttered "Dry" splice plates eliminate the need for caulks or tapes at the joints
- 30-year 150 mph windstorm warranty

RAPID-LOK SL COPING




- Snap-on system with continuous cleats front and back with no exposed fasteners
- Guttered internal splices that eliminate the need for caulk or tape at the joints
- 20-year 120 mph windstorm warranty

LIGHTNING PROTECTION BRACKET



- Designed for effective and secure attachment of lightning protection system
- Maintains Coping integrity

RAPID-LOK COPING



- Snap-on system with no exposed fasteners
- Heavy 20 ga chairs with factory installed splice plates
- Guttered "Dry" splice plates eliminate the need for caulks or tapes at the joints
- 20-year 120 mph windstorm warranty




WATER CONTROL

COMMERCIAL GUTTER



- Fabricated in several styles and sized to meet your needs
- Internal gutter straps are easy to install and provide a clean exterior appearance
- Optional external brackets, color matched to the gutter, are available
- Standard 12'-0" and 24'-0" lengths with lengths up to 40'-0" available

DOWNSPOUT



- Offered in several sizes to meet your water control needs
- Seamed to maximize water control
- Downspout straps are included, and outlet tubes, elbows and offsets are available


SCUPPERS AND COLLECTOR BOXES



- Scuppers are made-to-order to fit opening
- Two standard collector sizes - 12" x 12" x 8" and 18" x 18" x 12" (custom sizes available)
- Blanked and formed using CNC equipment for precise uniform pieces
- Standard cinched and sealed, or optional fully welded and post painted




ULTRA HP GUTTER



- Designed to resist high winds and tested per ANSI/SPRI GT-1 for wind resistance performance
- Available in several styles and sizes, all of which feature ATAS' high performance internal bracket for superior wind resistance
- Standard 12'-0" and 24'-0" lengths with options up to 40'-0" available

GUTTER DEBRIS GUARDS




- Designed to help prevent debris backup in the gutter
- 7" Box Gutter and 7" Commercial Gutter compatible only
- Available in .032 Ascot White only
- A23 Perforation Pattern (1/4" holes, 1/2" staggered centers)

SUPPLEMENTAL EDGE SYSTEMS




DRAIN BAR




- Slotted for proper water flow and ballast retention
- 3.5" and 5" standard face height (custom available)
- Offered in .080 or .125 mill aluminum (custom post painting available)

FLOW-THRU GRAVEL STOP



- Perforated for proper water flow and gravel or ballast retention
- 3.75" standard face height (custom available)
- Available in .040 and .050 aluminum

FASCIA EXTENDER




- Provide additional coverage (bigger face) when installed below fascia or coping
- Continuous 22 ga steel cleat
- Size made-to-order as required

LEDGE CAP




- Cover the top of brick ledges or other projections
- Can be flashed to the wall or under the face of a coping or fascia
- Continuous 22 ga steel cleat
- Size made-to-order as required

1-PIECE COUNTER FLASHING



- Simple and economical one-piece installation
- Surface mount, reglet, or through wall
- Standard 3.5" or 5" (custom available)





























2-PIECE COUNTER FLASHING









- Receiver with a snap-in skirt that can be removed for reroofing or maintenance
- Surface mount, reglet, or through wall
- Standard 1.5" receiver with 5" skirt (custom available)

COLOR CHART













Stock Colors | 70% PVDF Finish

					
Black (02)	Classic Bronze (01)	Medium Bronze (03)	Hartford Green (27)	Forest Green (11)	Teal (19)
					
Hemlock Green (30)	Patina Green (12)	Chocolate Brown (04)	Boysenberry (25)	Redwood (07)	Mission Red (08)
					
Sierra Tan (09)	Rawhide (15)	Concord Cream (05)	Almond (36)	Sandstone (06)	Regal Blue (18)
					
Slate Blue (21)	Siam Blue (14)	Rocky Grey (16)	Charcoal Grey (62)	Slate Grey (20)	Dove Grey (13)
		Oxide Series			
Ascot White (10)	Bone White (26)				
					
			Copper Brown (42)	Tarnished Red (47)	

Premium Colors | 70% PVDF Finish

					
Antique Patina (24)	Brite Red (17)	Champagne (31)	Coppertone (23)	Silversmith (28)	Titanium (35)

Natural Metals

					
Clear Satin Anodized (70)	Dark Bronze Anodized (71)	55% Al-Zn Alloy Coated Steel with Acrylic Coating (97)	Copper (49)*	Classic Stainless Steel (40)*	Tin Matte Stainless Steel (41)*
					
Grey Zinc (50)*	Dark Zinc (51)*	Brown Zinc (89)*	Blue Zinc (94)*	Red Zinc (95)*	Green Zinc (96)*

Matte Colors

					
Matte Black (32)	Char Brown (29)	Thunder Grey (34)	Anchor Grey (37)	Ash Grey (33)	Almond (36)

For additional color offerings, visit www.atas.com/colors. For current SRI values and agency listings refer to our Color and Reference Guide: www.atas.com/sri.

*Special material. Pricing and availability dependent upon project specifics. Color chips available upon request.

ATAS International, Inc.
Allentown, PA | Mesa, AZ | University Park, IL
www.atas.com | 800.468.1441

*Subject to minimum quantities and extended lead time. Inquire for material and panel width availability. Colors are as close to the actual colors as modern printing allows. Exact color chips on request; this is a requirement for all premium colors. If you have requirements or preference for colors or finishes other than shown, contact ATAS. Color availability varies by material, gauge and profile. ATAS is not responsible for colors selected from color chart. ATAS reserves the right to modify, eliminate and/or change its products without prior notification. Contact ATAS for more information. Every project is different. To the full extent permissible by law, ATAS disclaims all warranties, express or implied, including, but not limited to, implied warranties of merchantability and fitness for a particular purpose. A qualified engineer, architect or contractor should review suitability of use. Please visit www.atas.com for the most up-to-date information.
© 2021 ATAS International, Inc. LRD0921 LAT965

