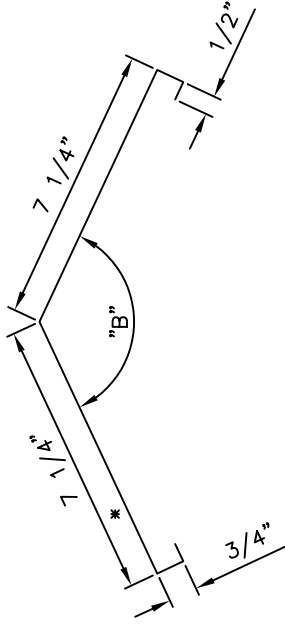
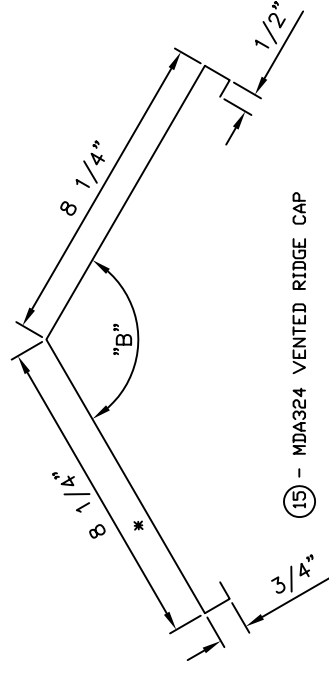


(16) - MDA911 - VENTED 'Z' CLOSURE



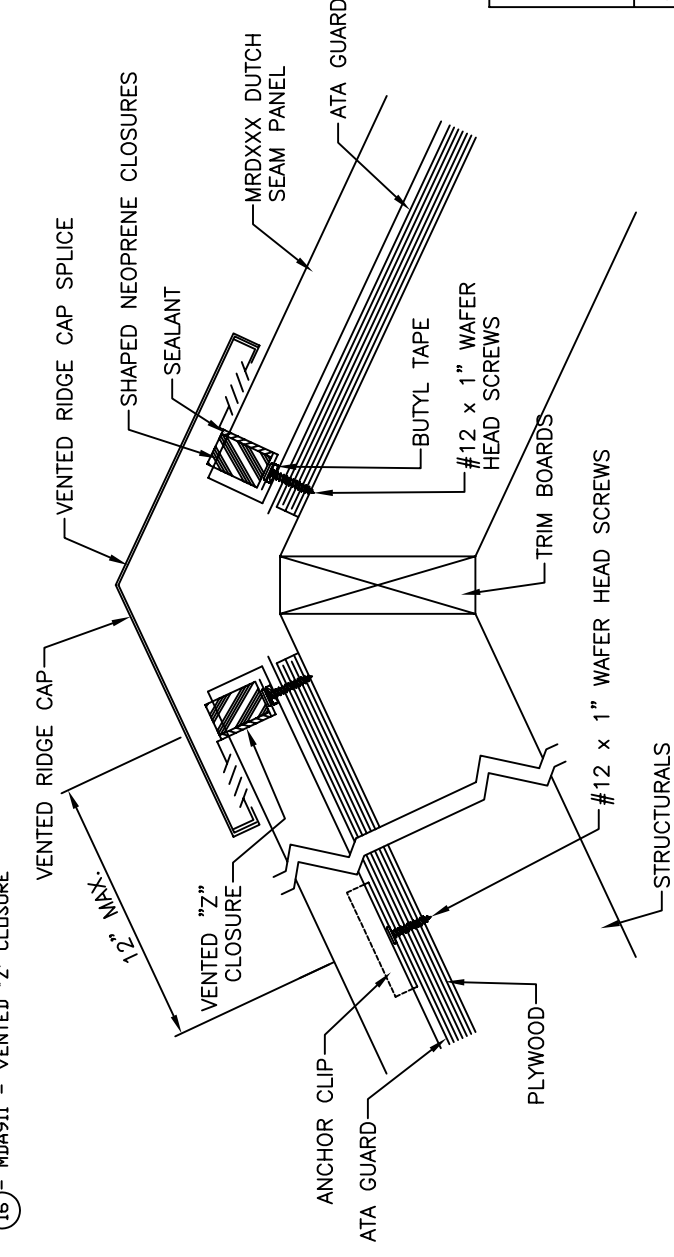
(15) - MDA322 VENTED RIDGE CAP

Roof slopes 3/12 to 6/12  
Ridge splice to match ridge cap 6' long each: MDA323




(15) - MDA324 VENTED RIDGE CAP

Roof slopes 6/12 to 9/12  
Ridge splice to match ridge cap 6' long each: MDA325



(15) - MDA326 VENTED RIDGE CAP

Roof slopes 9/12 to 12/12  
Ridge splice to match ridge cap 6' long each: MDA327



ATAS INTERNATIONAL, INC.  
Allentown PA  
610-395-8445  
Mesa AZ  
480-558-7210

TITLE MRD Vented Ridge - Ply

DWG NO. / FILE NO.	MRD Vented Ridge - Ply		SCALE	3"=1'-0"
DRAWN BY	DAS	DATE	3-6-06	JEB
REVISION NO.	XXXX	REVISION DATE	MM/DD/YY	APPR. BY
				XXXX
				DATE
				MM/DD/YY
				APPR. DATE
				MM/DD/YY

Rev. No.	Revision Date	Drawn By	Description of Revision
0	5-31-06	DAS	MRD Vented Ridge - Ply