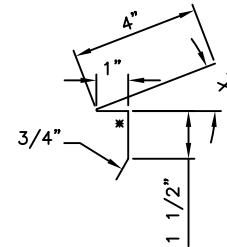
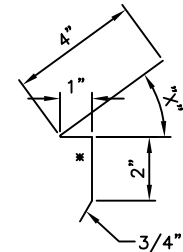


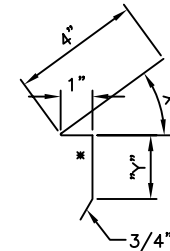
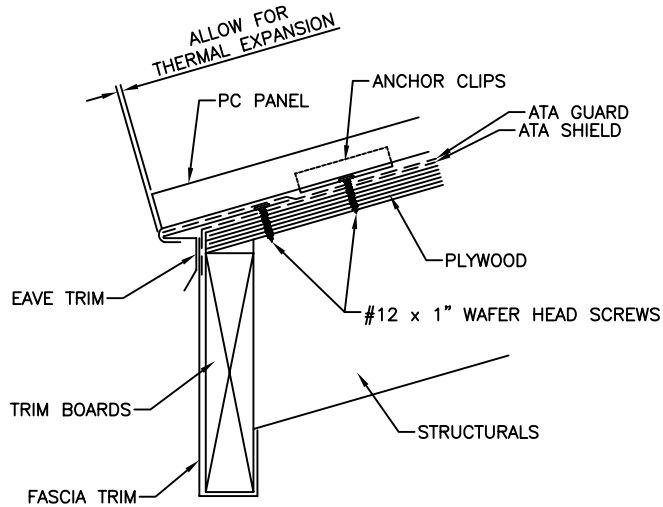
EAVE TRIM - PCA111
For roof slopes 0+1/12 to 4/12



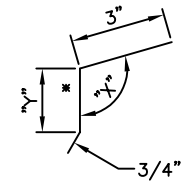
EAVE TRIM - PCA112
For roof slopes 4+1/12 to 8/12




EAVE TRIM - PCA113
For roof slopes 8+1/12 to 12/12



EAVE TRIM - PCA114
For special conditions
Angle "X" = specify angle or slope
Dimension "Y" = specify



ALTERNATE EAVE TRIM - PCA115
Supply angle "X" or roof slope



ATAS INTERNATIONAL, INC.
Allentown PA
610-395-8445
Mesa AZ
480-558-7210

TITLE		PC Panel Eave - ply					
DWG NO. / FILE NO.		PC Panel Eave - ply				SCALE	3"=1'-0"
DRAWN BY	DAS	DATE	3-6-06	APPR. BY	JEB	DATE	6-2-06
REVISION NO.	XXXX	REVISION DATE	MM/DD/YY	APPR. BY	XXXX	APPR. DATE	MM/DD/YY

Rev. No.	Revision Date	Drawn By	Description of Revision
0	6-2-06	DAS	PC Panel Eave - ply